

Public Dental Care Electorate: Euroa



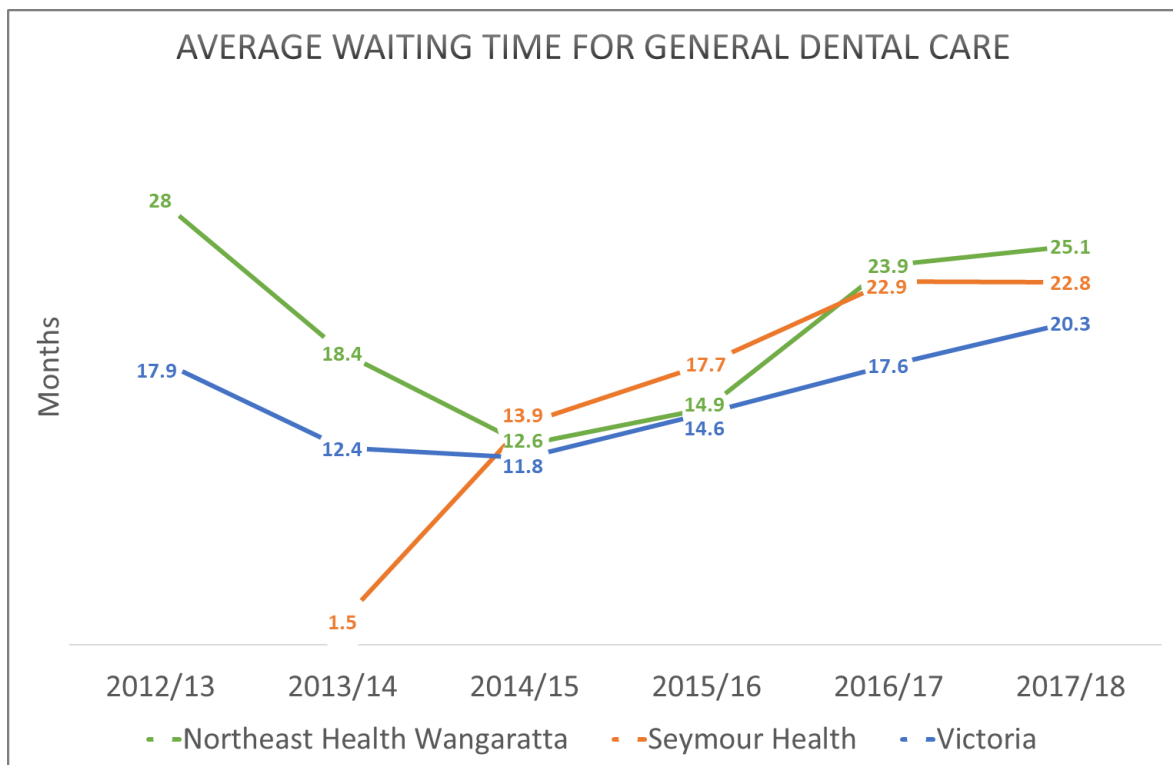
This fact sheet provides information on public dentistry for Victorian electorates, compared to the Victorian average.

The electorate of Euroa has public dental care provided by Seymour Health and Northeast Health in Benalla.

Estimated population eligible for public dental care
Children: 10,795
Adults: 17,804

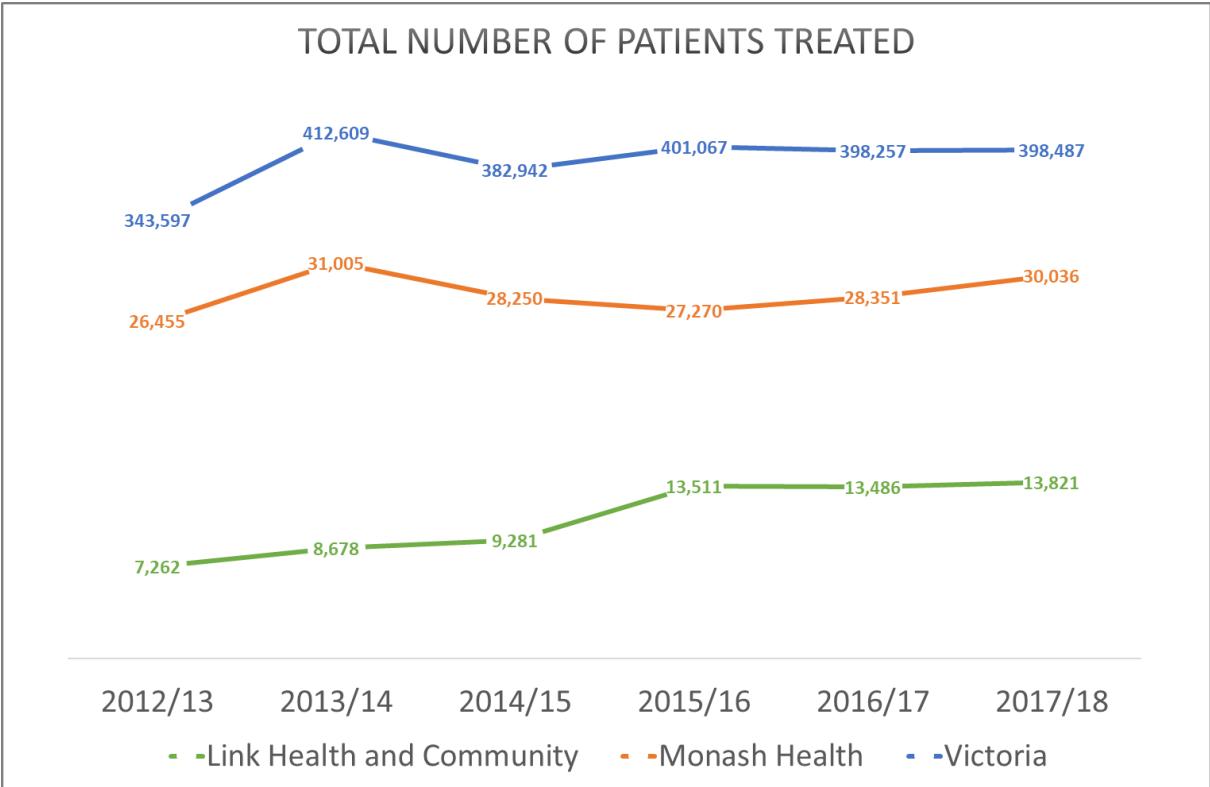
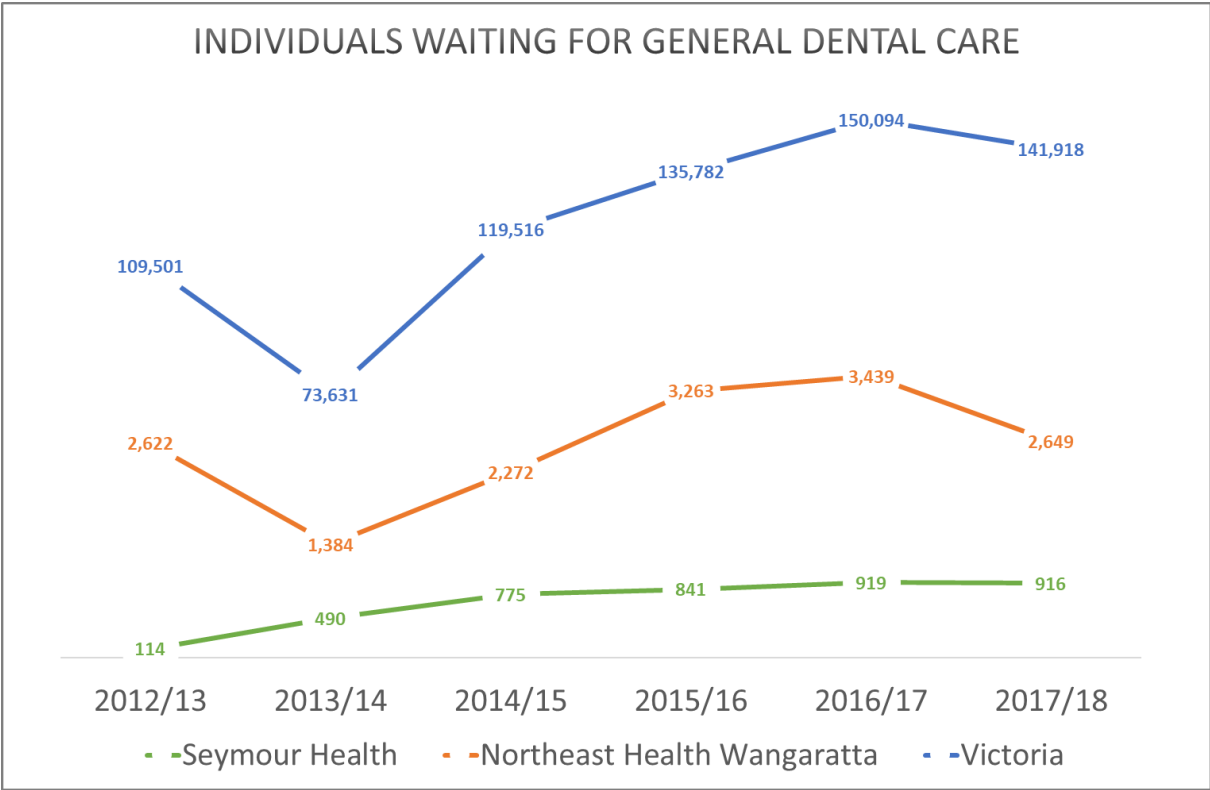
Performance Data as at June 2018:

	Seymour Health	Northeast Health	Victoria
Average waiting time for general dental care:	22.8 mths	25.1 mths	20.3 mths
Average waiting time for denture care:	14.3 mths	16.0 mths	17.0 mths
Number of individuals waiting for general dental care:	916	2,649	141,918
Number of individuals waiting for denture care:	106	219	8,388
Longest waiting time for general dental care:	25 mths	28 mths	42 mths
Longest waiting time for denture care:	20 mths	13 mths	53 mths
Total number of children treated:	543	3,354	173,451
Total number of adult patients treated:	1,111	4,541	225,036
Total number of patients treated:	1,654	7,895	398,487
Ratio of emergency to general care:	44:56	35:65	36:64



This data was obtained under Freedom of Information from Dental Health Services Victoria in October 2018 by the Australian Dental Association Victorian Branch Inc.

www.adavb.net @adavb



General dental care: routine care, including examination, cleaning, fillings, extractions, root canal treatment.

Denture care: routine provision of dentures.

Emergency care: patients are triaged and offered care within an appropriate timeframe.