

Public Dental Care Electorate: Niddrie



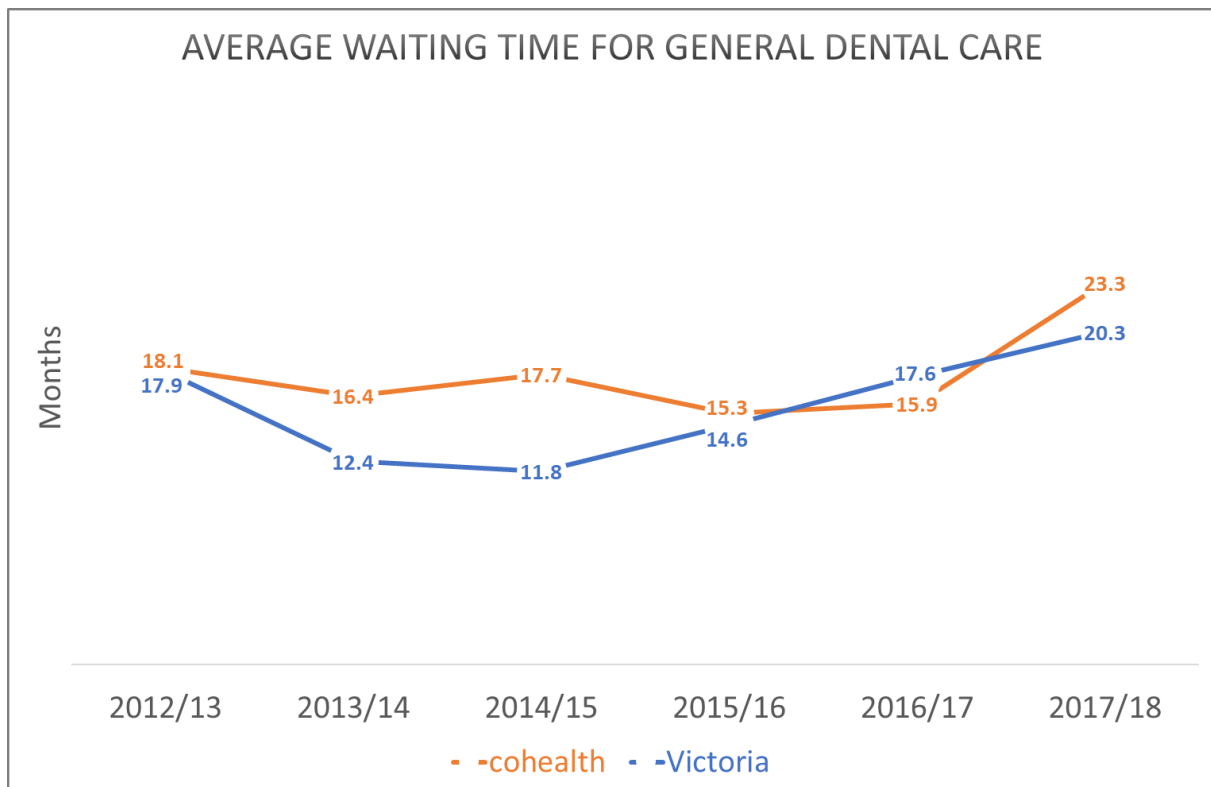
This fact sheet provides information on public dentistry for Victorian electorates, compared to the Victorian average.

The electorate of Niddrie has public dental care provided by cohealth in Niddrie.

Estimated population eligible for public dental care
Children: 9,578
Adults: 12,928

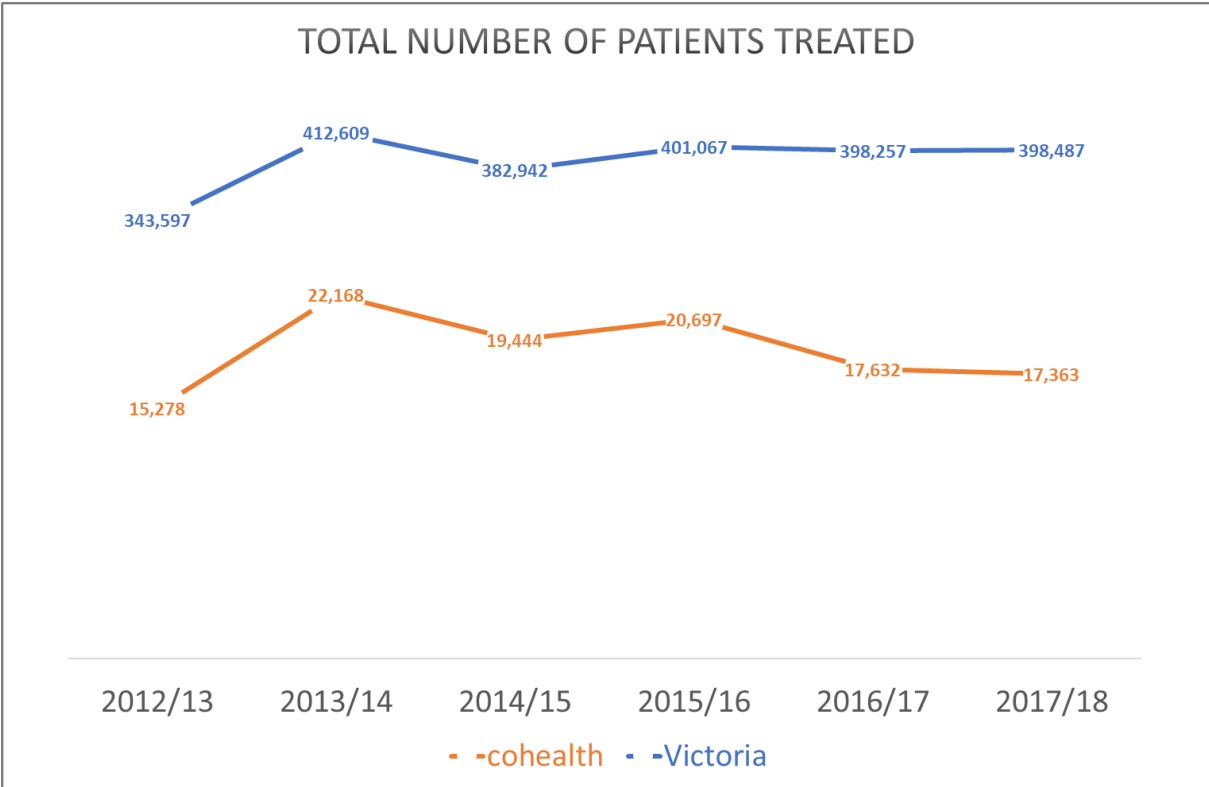
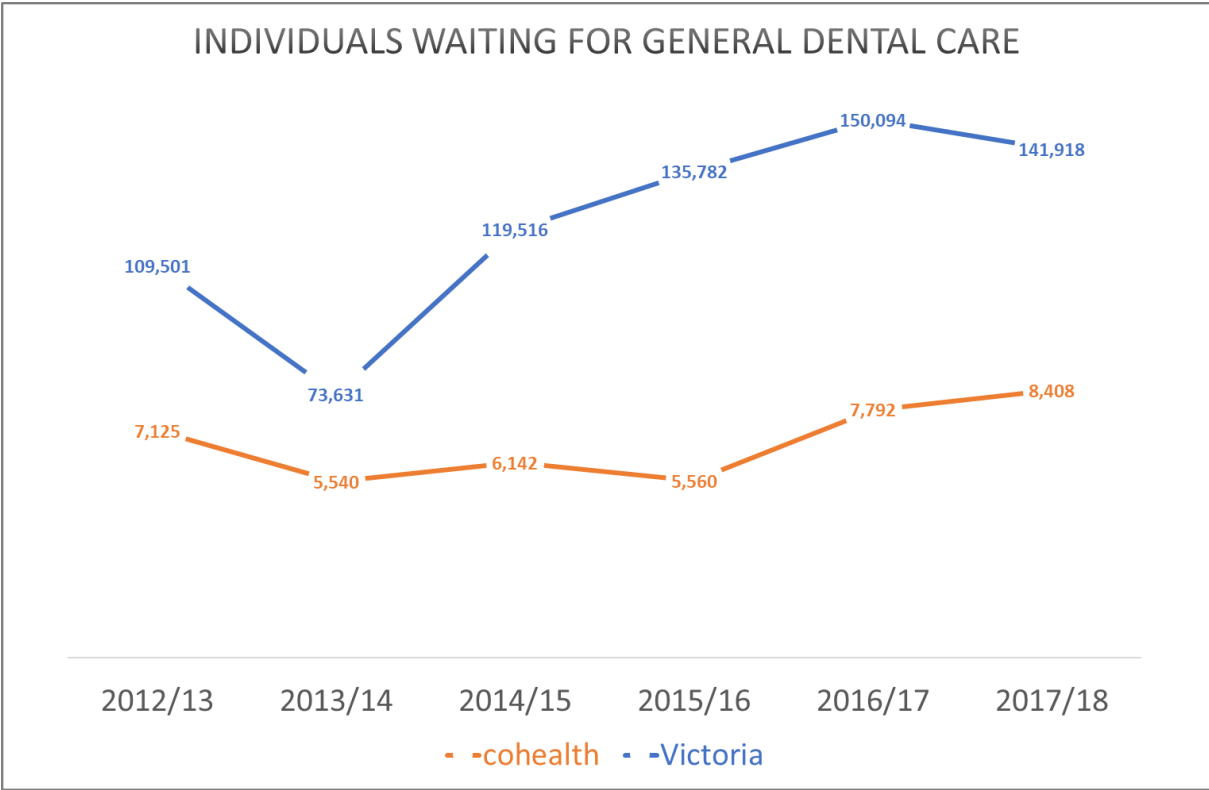
Performance Data as at June 2018:

| | cohealth | Victoria |
|--|-----------|-----------|
| Average waiting time for general dental care: | 23.3 mths | 20.3 mths |
| Average waiting time for denture care: | 3.5 mths | 17.0 mths |
| Number of individuals waiting for general dental care: | 8,408 | 141,918 |
| Number of individuals waiting for denture care: | 22 | 8,388 |
| Longest waiting time for general dental care: | 40 mths | 42 mths |
| Longest waiting time for denture care: | 2 mths | 53 mths |
| Total number of children treated: | 8,249 | 173,451 |
| Total number of adult patients treated: | 9,114 | 225,036 |
| Total number of patients treated: | 17,363 | 398,487 |
| Ratio of emergency to general care: | 31:69 | 36:64 |



This data was obtained under Freedom of Information from Dental Health Services Victoria in October 2018 by the Australian Dental Association Victorian Branch Inc.

www.adavb.net @adavb



General dental care: routine care, including examination, cleaning, fillings, extractions, root canal treatment.

Denture care: routine provision of dentures.

Emergency care: patients are triaged and offered care within an appropriate timeframe.

Cohealth Health operates dental clinics in several locations across multiple electorates. The performance data is combined and reported for the entire agency, not for the individual clinic location.